

Scaled data based on original data using  
LM-79-08 Approved Method: Electrical and Photometric Measurements of Solid-  
State Lighting Products

Test Report Prepared for  
Cooper Lighting Solutions  
(formerly Eaton)

Brand: STREETWORKS

Report Number: P416370

Luminaire Tested: **LXF.LXT-PA1-70-740-U-T4W**

Issue Date: 10/26/2020

**Test Information**

Test Method: LM-79-08  
Report Number: P416370  
TEST IS SCALED FROM IESNA LM-79-08 TEST DATA (G3-1907-433-3)  
Test Lab: INNOVATION CENTER  
Issue Date: 10/26/2020  
Manufacturer: COOPER LIGHTING SOLUTIONS (FORMERLY EATON)  
Product Line: STREETWORKS  
Catalog Number: LXF.LXT-PA1-70-740-U-T4W  
Description: DECORATIVE POST TOP LUMINAIRE  
(1) 70 CRI, 4000K, 930mA LIGHT ENGINE WITH 24 LEDS AND TYPE IV WIDE OPTICS  
Light Source: -  
Ballast/Driver: ELECTRONIC DRIVER

**Summary**

Lumens per Lamp: N/A  
Luminaire Lumens: 8436 lumens  
Efficiency: N/A  
Efficacy: 114.0 lumens/watt  
Luminous Opening: Rectangular (W 1.17' x L: 1.17' x H: 0')  
IES Classification: Type IV - Medium - Non-Cutoff  
BUG Rating: B2 - U0 - G3

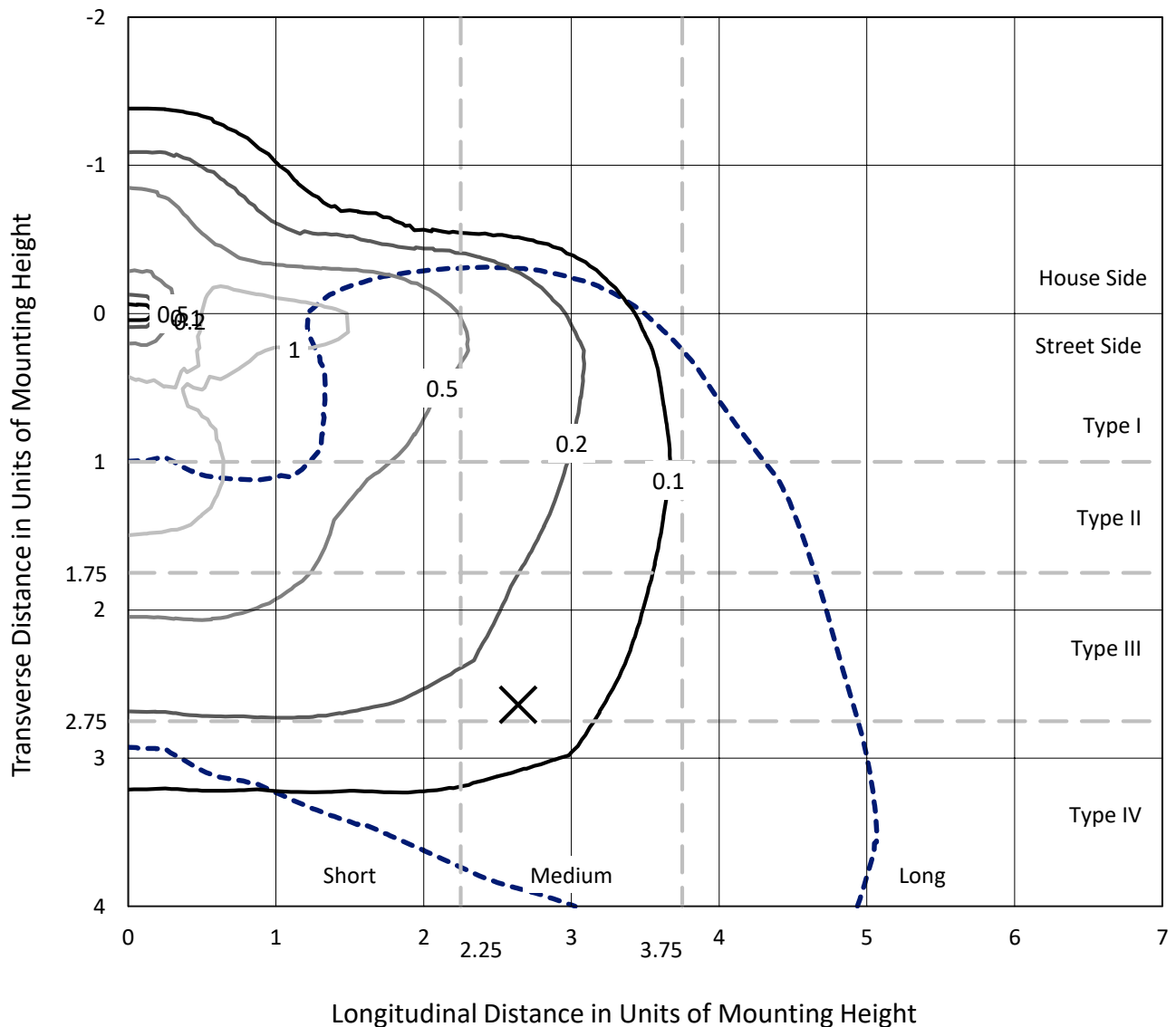
Input Watts (W): 74  
Input Voltage (V): NR  
Input Current (Ain): NR  
Voltage Rise (V): NR  
Power Factor: NR  
Total Harmonic Distortion (THDi): NR  
Frequency (hertz): 60  
Stabilization Time: NR  
Operation Time: NR  
Ambient Temperature (°C): NR  
Test Distance: 28.75 FT



REPORT NUMBER: P416370  
 CATALOG NUMBER: LXF.LXT-PA1-70-740-U-T4W

### Iso-Footcandle Lines of Horizontal Illumination

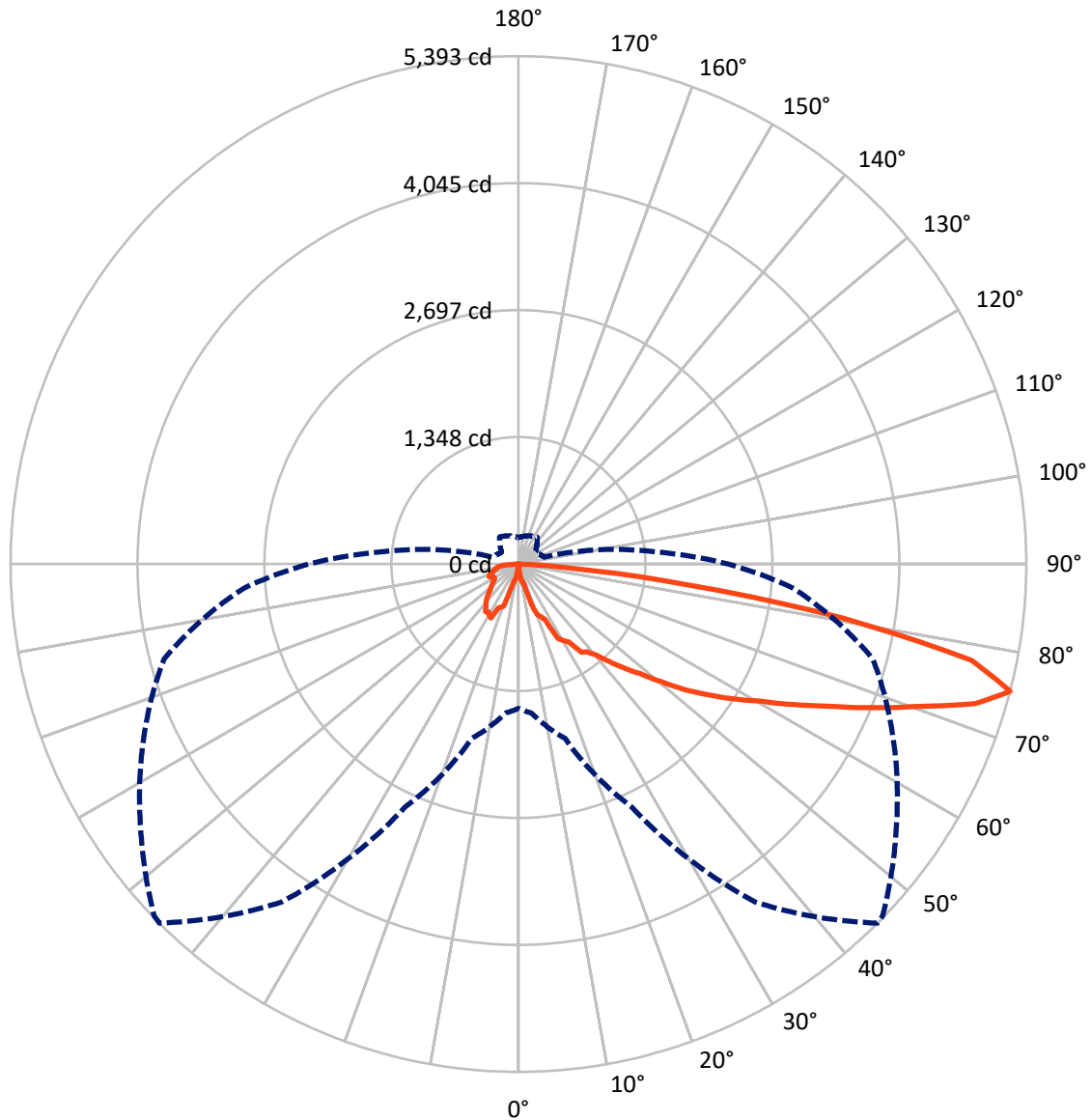
× Max cd  
 - - - 1/2 Max cd



Based on 25 foot mounting height. Maximum calculated value = 1.6 fc  
 Type IV - Medium - Non-Cutoff

REPORT NUMBER: P416370  
CATALOG NUMBER: LXF.LXT-PA1-70-740-U-T4W

### Luminous Intensity Polar Plot



— Vertical Plane Through 45-Deg Lateral    - - - Horizontal Cone Through 75-Deg Vertical

REPORT NUMBER: P416370

CATALOG NUMBER: LXF.LXT-PA1-70-740-U-T4W

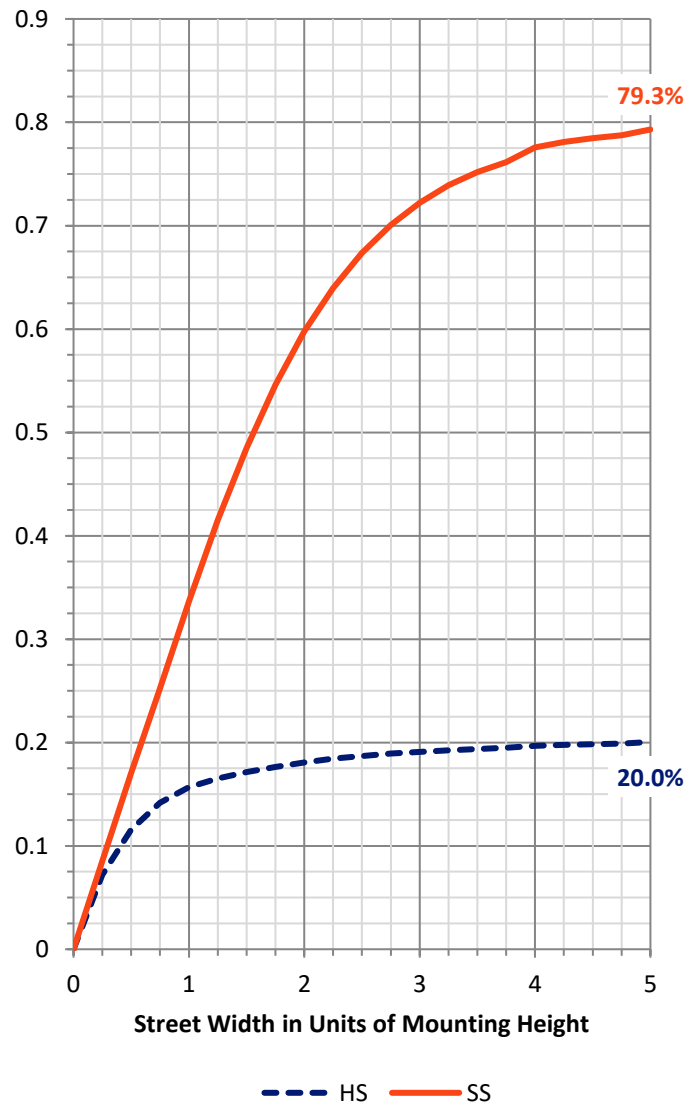
**FLUX DISTRIBUTION:**

		Downward	Upward	Total
<b>House Side</b>	Lumens	1730.2	0.0	1730.2
	% Fixture	20.5	0.0	20.5
<b>Street Side</b>	Lumens	6705.8	0.0	6705.8
	% Fixture	79.5	0.0	79.5
<b>Total</b>	Lumens	8436.0	0.0	8436.0
	% Fixture	100.0	0.0	100.0

**ZONAL LUMENS:**

Zone	Lumens	% Fixture
0°-10°	5.5	0.1
10°-20°	87.1	1.0
20°-30°	324.1	3.8
30°-40°	667.8	7.9
40°-50°	1058.9	12.6
50°-60°	1674.0	19.8
60°-70°	2351.8	27.9
70°-80°	1957.9	23.2
80°-90°	308.7	3.7
90°-100°	0.0	0.0
100°-110°	0.0	0.0
110°-120°	0.0	0.0
120°-130°	0.0	0.0
130°-140°	0.0	0.0
140°-150°	0.0	0.0
150°-160°	0.0	0.0
160°-170°	0.0	0.0
170°-180°	0.0	0.0
0°-90°	8436.0	100.0
0°-180°	8436.0	100.0

**Coefficient of Utilization**



REPORT NUMBER: P416370

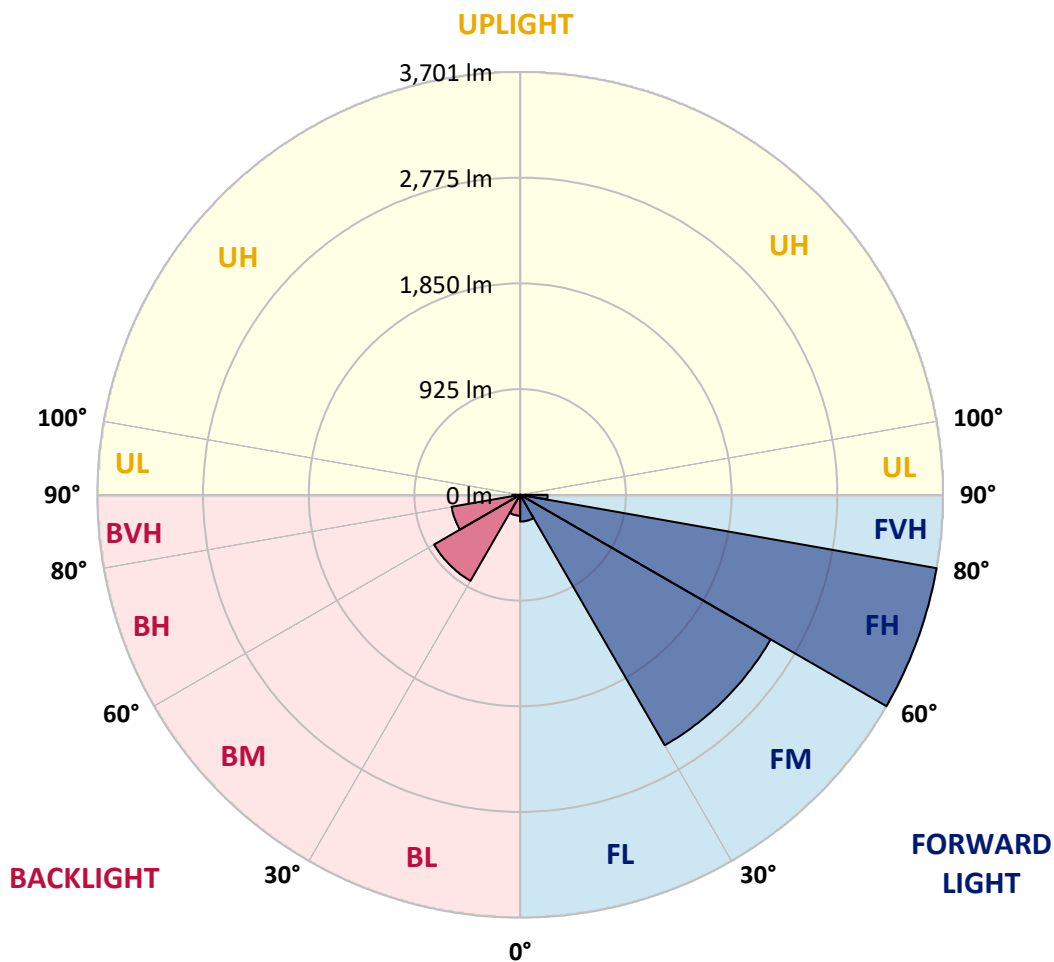
CATALOG NUMBER: LXF.LXT-PA1-70-740-U-T4W

**LUMINAIRE CLASSIFICATION SYSTEM LUMEN TABLE AND BUG RATING:**

Zone		Lumens	% Fixture	Zone Rating/Lumen Limit		
				B	U	G
FL	(0°-30°)	234.2	2.8			
FM	(30°-60°)	2531.2	30.0			
FH	(60°-80°)	3700.6	43.9			G2/5000
FVH	(80°-90°)	239.7	2.8			G3/500
BL	(0°-30°)	182.6	2.2	B1/500		
BM	(30°-60°)	869.6	10.3	B1/1000		
BH	(60°-80°)	609.1	7.2	B2/1000		G2/1000
BVH	(80°-90°)	69.0	0.8			G1/100
UL	(90°-100°)	0.0	0.0		U0/0	
UH	(100°-180°)	0.0	0.0		U0/0	

**BUG Rating: B2-U0-G3**

Type IV Medium





REPORT NUMBER: P416370

CATALOG NUMBER: LXF.LXT-PA1-70-740-U-T4W

**CANDELA DISTRIBUTION (FULL):**

	0°	5°	15°	25°	35°	45°	46°	55°	65°	75°	85°
0°	1.8	1.8	1.8	1.8	1.8	1.8	1.8	1.8	1.8	1.8	1.8
2.5°	4.6	4.6	4.6	4.6	4.6	3.7	3.7	2.7	3.7	3.7	3.7
5°	65.0	61.3	48.5	43.0	35.7	14.6	11.9	5.5	4.6	4.6	3.7
7.5°	193.0	191.2	188.5	182.1	173.8	108.9	94.2	33.9	6.4	4.6	3.7
10°	213.2	209.5	204.9	198.5	191.2	182.1	181.2	166.5	30.2	10.1	8.2
12.5°	419.0	411.7	344.0	248.9	205.9	194.9	194.9	188.5	136.3	47.6	111.6
15°	450.1	446.5	433.7	417.2	392.5	226.0	221.4	294.6	363.2	254.3	269.9
17.5°	505.9	497.7	458.4	438.2	419.9	455.6	452.9	421.8	398.0	281.8	302.8
20°	705.4	700.8	684.4	490.4	452.0	576.4	578.2	478.5	432.8	498.6	495.0
22.5°	721.9	720.9	709.1	679.8	716.4	604.8	605.7	635.9	632.2	661.5	600.2
25°	944.2	941.4	764.0	700.8	782.2	651.4	680.7	788.7	704.5	717.3	749.3
27.5°	968.9	967.1	957.0	913.1	809.7	897.5	897.5	815.2	897.5	939.6	945.1
30°	1101.6	1066.8	996.3	975.3	943.3	942.4	945.1	944.2	1038.4	983.5	1038.4
32.5°	1295.5	1288.2	1262.6	1057.6	1048.5	988.1	1019.2	1090.6	1084.2	1250.7	1322.0
35°	1575.5	1475.8	1385.2	1220.5	1088.7	1151.0	1155.5	1130.8	1262.6	1315.6	1416.3
37.5°	1966.1	1938.7	1810.6	1374.2	1213.2	1183.0	1185.7	1266.2	1342.2	1400.7	1513.3
40°	2250.7	2236.0	2147.3	1682.5	1330.3	1269.9	1276.3	1328.5	1398.9	1503.2	1620.3
42.5°	2523.3	2523.3	2471.2	1946.0	1581.9	1418.1	1413.5	1424.5	1474.8	1584.6	1778.6
45°	2700.8	2690.8	2734.7	2194.0	1769.4	1577.3	1559.9	1557.2	1575.5	1705.4	1990.8
47.5°	2879.2	2851.8	2893.9	2444.6	2014.6	1742.0	1743.8	1710.0	1734.7	1934.1	2280.9
50°	3067.7	3073.2	3067.7	2656.0	2255.3	1966.1	1950.6	1907.6	1957.0	2202.2	2605.7
52.5°	3336.7	3317.5	3263.5	2925.0	2562.7	2215.0	2190.3	2128.1	2244.3	2517.8	3011.9
55°	3532.5	3514.2	3499.5	3213.2	2798.7	2455.6	2441.0	2372.4	2590.1	2836.2	3430.9
57.5°	3745.6	3723.7	3765.8	3606.6	3169.3	2707.2	2688.0	2645.9	2945.1	3199.4	3857.3
60°	3889.3	3890.2	4005.5	3890.2	3478.5	2958.8	2940.5	2971.6	3269.9	3532.5	4317.5
62.5°	3889.3	3919.5	4172.9	4200.4	3809.7	3287.3	3255.3	3272.6	3623.0	3882.0	4695.3
65°	3520.6	3558.1	4149.1	4290.0	4141.8	3642.3	3626.7	3615.7	3957.0	4158.3	4991.8
67.5°	3144.5	3191.2	3788.6	4294.6	4413.5	4073.2	4016.5	3924.1	4245.2	4364.1	5150.9
70°	2883.8	2922.2	3397.1	4147.3	4589.2	4525.1	4487.6	4244.3	4438.2	4495.0	4971.6
72.5°	2460.2	2463.9	2886.5	3836.2	4707.2	5071.3	4983.5	4599.3	4547.1	4409.9	4215.9
75°	1533.4	1589.2	1918.6	2847.2	4381.5	5393.4	5376.9	4897.5	4391.6	3896.6	2923.1
77.5°	570.9	603.8	802.4	1462.0	3135.4	4919.5	4934.1	4573.6	3714.5	2823.4	1570.0
80°	185.7	199.5	265.3	471.2	1392.5	3501.4	3615.7	3244.3	2278.1	1434.6	661.5
82.5°	103.4	99.7	153.7	244.3	594.7	1814.3	1889.3	1559.9	1074.1	600.2	247.0
85°	47.6	49.4	73.2	132.7	317.5	505.9	546.2	533.4	407.1	247.0	90.6
87.5°	10.1	11.9	16.5	31.1	49.4	43.0	31.1	54.9	79.6	58.6	15.6
90°	0.0	0.0	0.0	0.0	0.0	0.0	0.0	0.0	0.0	0.0	0.0



REPORT NUMBER: P416370

CATALOG NUMBER: LXF.LXT-PA1-70-740-U-T4W

**CANDELA DISTRIBUTION (continued):**

	90°	95°	105°	115°	125°	135°	145°	155°	165°	175°	180°
0°	1.8	1.8	1.8	1.8	1.8	1.8	1.8	1.8	1.8	1.8	1.8
2.5°	3.7	3.7	2.7	2.7	1.8	1.8	0.9	0.9	1.8	1.8	1.8
5°	3.7	3.7	2.7	2.7	2.7	2.7	3.7	6.4	7.3	8.2	7.3
7.5°	3.7	3.7	3.7	3.7	4.6	9.1	43.0	131.7	140.0	142.7	146.4
10°	8.2	7.3	7.3	8.2	28.4	138.2	166.5	175.7	180.2	183.0	182.1
12.5°	127.2	126.3	46.7	28.4	132.7	174.7	179.3	184.8	194.0	203.1	199.5
15°	269.0	268.1	247.0	256.2	258.0	190.3	194.0	317.5	338.5	352.2	356.8
17.5°	292.8	295.5	287.3	354.1	362.3	288.2	323.0	354.1	361.4	366.0	366.9
20°	543.5	488.6	418.1	396.2	386.1	475.8	360.5	364.1	470.3	504.1	507.8
22.5°	597.4	592.9	554.4	570.9	482.2	495.9	466.6	492.2	539.8	549.9	549.9
25°	771.3	763.0	633.1	594.7	612.1	509.6	589.2	536.1	553.5	571.8	573.6
27.5°	947.8	937.8	845.4	668.8	606.6	643.2	598.4	646.8	699.9	725.5	726.4
30°	1030.2	1016.5	882.0	753.9	631.3	629.5	628.5	715.5	710.9	727.4	731.9
32.5°	1368.7	1346.7	1127.2	741.1	655.1	598.4	667.0	696.2	800.5	851.8	857.3
35°	1451.0	1423.6	1132.7	819.8	618.5	616.6	618.5	714.5	771.3	807.9	816.1
37.5°	1545.3	1507.8	1119.9	768.5	633.1	574.6	588.3	645.0	768.5	850.9	857.3
40°	1662.4	1604.8	1116.2	717.3	590.1	543.5	540.7	616.6	671.5	721.9	726.4
42.5°	1824.3	1731.9	1110.7	664.2	539.8	505.9	510.5	543.5	587.4	582.8	590.1
45°	2039.3	1890.2	1101.6	617.6	488.6	459.3	456.5	480.3	500.5	471.2	462.9
47.5°	2308.3	2086.0	1116.2	572.7	441.0	413.5	414.5	424.5	428.2	396.2	388.8
50°	2613.9	2307.4	1131.7	523.3	402.6	381.5	376.9	380.6	375.1	344.0	341.3
52.5°	2978.0	2567.2	1140.0	476.7	371.5	355.0	349.5	346.8	338.5	317.5	314.7
55°	3399.8	2879.2	1157.4	439.2	345.8	330.3	327.5	323.9	321.1	309.2	307.4
57.5°	3831.6	3223.2	1147.3	400.7	321.1	307.4	312.9	319.3	326.6	322.0	321.1
60°	4227.8	3497.7	1022.9	366.9	297.3	293.7	317.5	347.7	353.2	357.7	356.8
62.5°	4524.2	3635.9	811.5	337.6	280.9	294.6	352.2	394.3	388.8	376.9	374.2
65°	4628.5	3597.4	624.9	315.6	272.6	319.3	388.8	410.8	379.7	357.7	353.2
67.5°	4559.0	3408.0	484.0	297.3	268.1	340.3	401.6	395.2	359.6	343.1	336.7
70°	4203.1	3013.7	384.3	281.8	263.5	327.5	395.2	376.9	343.1	328.5	318.4
72.5°	3439.1	2383.3	329.4	264.4	244.3	301.0	375.1	352.2	328.5	309.2	300.1
75°	2224.1	1465.7	286.4	244.3	218.7	272.6	349.5	328.5	308.3	289.1	280.0
77.5°	1070.4	666.1	250.7	219.6	194.9	251.6	328.5	303.8	283.6	264.4	253.4
80°	451.1	314.7	214.1	194.9	177.5	236.0	305.6	277.2	254.3	240.6	228.7
82.5°	219.6	173.8	162.9	158.3	154.6	215.0	280.9	246.1	222.3	209.5	183.0
85°	74.1	75.0	100.6	97.9	108.9	172.0	229.6	186.6	166.5	144.6	135.4
87.5°	7.3	10.1	13.7	17.4	35.7	47.6	78.7	64.0	50.3	19.2	12.8
90°	0.0	0.0	0.0	0.0	0.0	0.0	0.0	0.0	0.0	0.0	0.0

(END OF REPORT)